

Recommended Spots

*Numbers indicate the nearest pick-up and drop-off points (See P1 map)

Dakigaeri Valley 30



The 10 km long valley leading to the middle reaches of the Tama River is famous for its fresh greenery and autumn foliage. The name "Dakigaeri" is said to have been given to this valley due to the fact that people had to hold each other up as they passed each other to get through its narrow and steep paths.

■TEL / 0187-54-2700 (Semboku City Tourist Information Center "Kakunodate Ekimae-Gura")
0187-43-2111 (Semboku City Tazawako Tourist Information Center "Folake")

*1,000 yen per ride for travel to/from Dakigaeri Valley
*Single-ride and Unlimited 1-day e-tickets cannot be used

Fujiki Denshiro Shoten 36



Kabazaiku is a traditional craft with a long history in Kakunodate. Fujiki Denshiro Shoten has been making high-quality kabazaiku for seven generations since its establishment in 1851.



■Address / 45 Shimoshinmachi, Kakunodatemachi, Semboku City, Akita Prefecture
■TEL / 0187-54-1151

RÉGAL RITZ 5



Our original Mont Blanc sweets are a huge hit! Indulge in our extensive range of offerings, from our signature baked Mont Blanc to a luxurious Mont Blanc topped with a whole candied Saimyoji chestnut.

■Address / 34 Shimoshinmachi, Kakunodatemachi, Semboku City
■TEL / 0187-49-8285

Bukeyashiki 13 (Samurai Residence)



Transport yourself back to the Edo period and put yourself in the shoes of a trendy Edo elite as you ride in a rickshaw, try on a traditional kimono for a stroll through the streets, and savor the exquisite flavor of Akita's famous confectionary, the morokoshi, famous for its aroma of red beans and elegant sweetness.

Ando Jyozo Honten 5



Founded in 1853. We craft Akita's unique flavors, blending contemporary trends with the techniques we have cultivated over our long history. Don't hesitate to sample our food!

■Address / 27 Shimoshinmachi, Kakunodatemachi, Semboku City
■TEL / 0187-53-2008

Onsen Yupopo 8



Our cuisine featuring local seasonal ingredients and Akita Prefecture's first locally brewed beer, Tazawako Beer, are well-loved. We are known for our warm hospitality and natural hot springs, cherished for their gentle effects on the skin and their ability to envelop the body in comforting warmth.

■Address / 430 Waseda, Sotsuda, Tazawako, Semboku City
■TEL / 0187-44-3333



*All images and illustrations are for illustrative purposes only. It may not accurately reflect actual conditions. *The map is a rough sketch.
*The information provided is current as of Mar 1, 2024. Please note that the information is subject to change.
*Using the QR code to access the website may result in high data charges. We recommend accessing it through an unlimited data plan.



Let Us Transport You to the Age of the Samurai!



If you're sightseeing around Kakunodate...

Kakunodate On-demand Transport Service Yobunoru Kakunodate



Service Area

Area around Kakunodate
Go to P1 for details



Service Hours

8:30 AM - 5:30 PM
Booking Hours: 8:00 AM - 5:00 PM
Reservations can be made from the day before the date of use



Fare & Payment
400 yen per ride (Same fare regardless of age)
When departing from or arriving at Dakigaeri Valley
1,000 yen per ride (Same fare regardless of age)
Payment Method: Transportation IC card (Suica, etc.) or cash

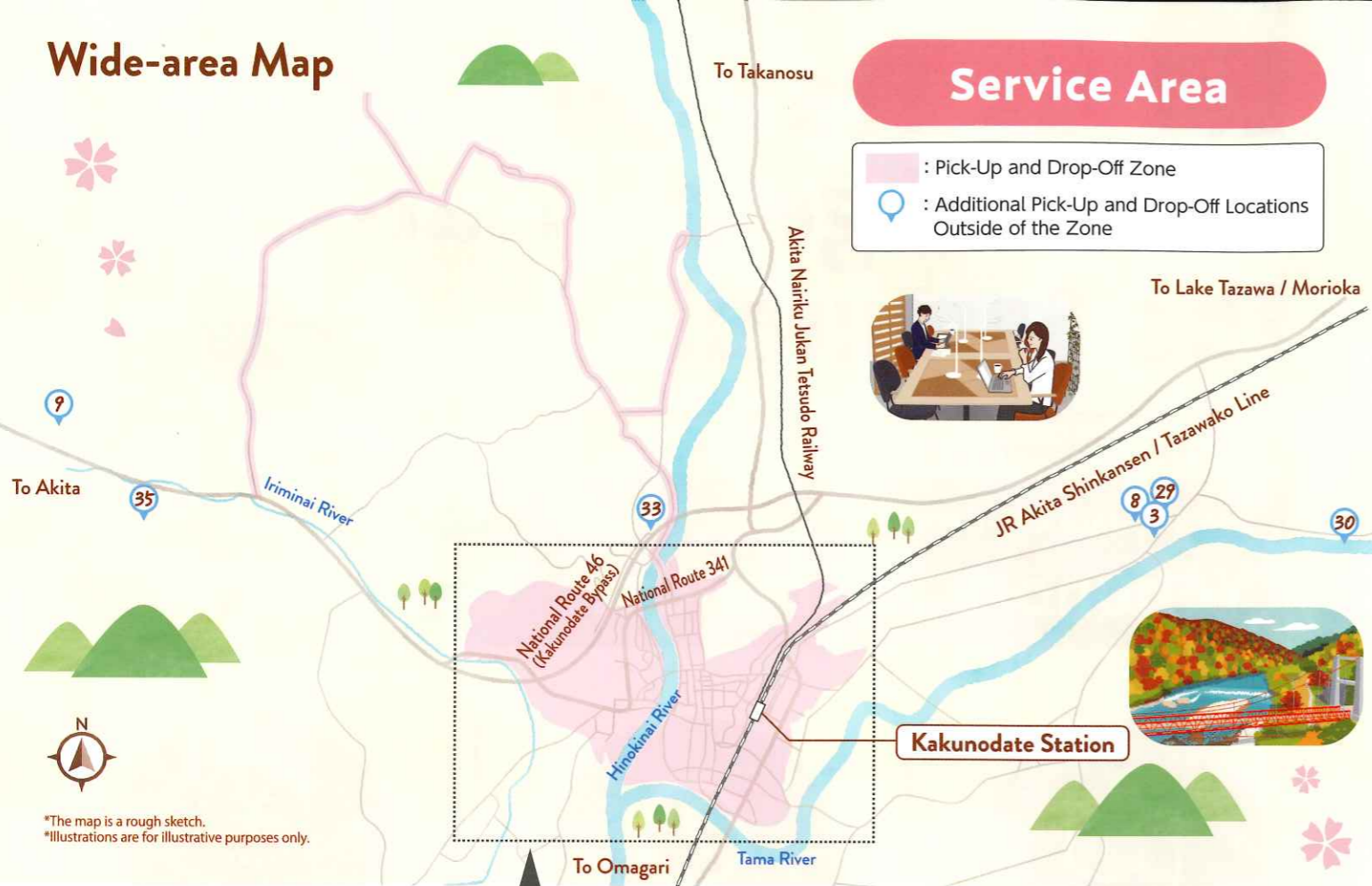
How to Use

*This service is designed for smartphone use.
*Pick-up times may vary slightly given the nature of shared transportation.

STEP 1	STEP 2	STEP 3	STEP 4
Member Registration	Reservation	Boarding & Payment	Departure
Create a TOHOKU MaaS account	Select your pick-up and drop-off location and make a reservation	Tell the driver your reservation number, and pay the fare	After payment confirmation, depart for destination

Discounted e-Tickets are also available
Go to P5 for details

Wide-area Map



Service Area

- : Pick-Up and Drop-Off Zone
- : Additional Pick-Up and Drop-Off Locations Outside of the Zone



*The map is a rough sketch.
*Illustrations are for illustrative purposes only.

The pink area is the pick-up and drop-off zone. You can get on and off anywhere you'd like, not just at the designated pick-up and drop-off points. You can also get on and off at seven locations outside of the pick-up and drop-off zone.

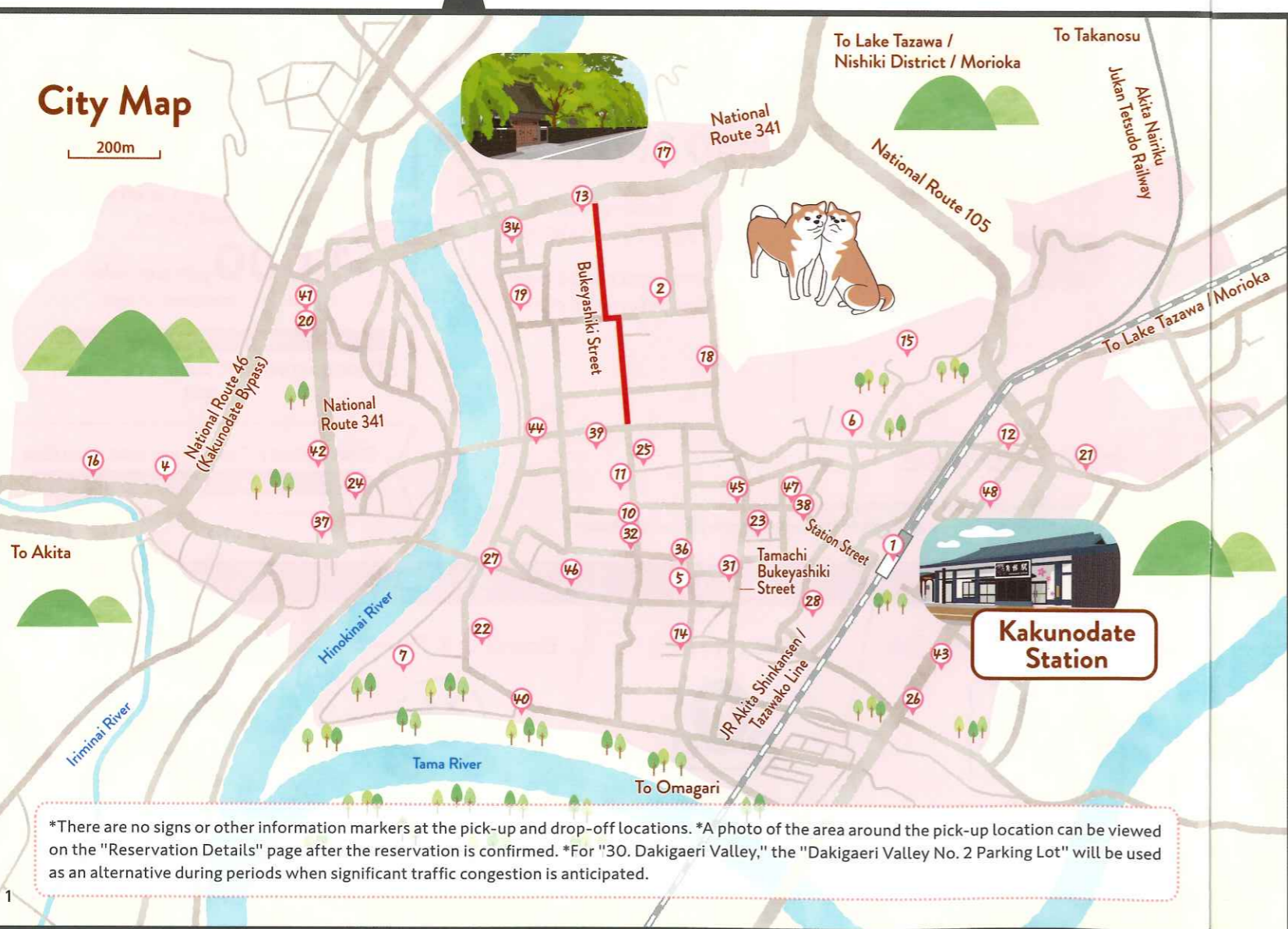
List of Pick-Up and Drop-Off Points

 Inside Pick-Up and Drop Off Zone / Additional Pick-Up and Drop-Off Locations Outside of the Zone

- | | | | |
|---|--|---|--|
| 1 Kakunodate Station | | 24 Supermarket Yoneya Kakunodate Store | |
| 2 Enishi (Homestay Lodging with Akita Dogs) | | 25 Suzutake Shoten | |
| 3 Akita Art Village | | 26 Suzufuku You Mart Otsuka Store | |
| 4 Ando Jyozo Kitaurahonkan | | 27 7-Eleven Kakunodate-Kodate Store | |
| 5 Ando Jyozo Honten Brick Zashiki Cellar | | 28 Semboku City Hall Kakunodate Branch | |
| 6 Ugo Kotsu Kakunodate Office | | 29 Semboku Workplex | |
| 7 Ochiai Athletic Park | | 30 Dakigaeri Valley | |
| 8 Onsen Yupopo | | 31 Tamachi Bukeyashiki Hotel | |
| 9 Kakunodate Onsen Kayokan | | 32 Chinese Restaurant Yuro | |
| 10 Kakunodate Onsen Machiyado Neko no Suzu / Domanin | | 33 Farm Stay "Iori" | |
| 11 Kakunodate Kabazaiku Center / Tatetsu | | 34 Museum Restaurant Hyakusuien | |
| 12 Kakunodate Guest House Choux | | 35 Farm Inn Midorinokaze | |
| 13 Kakunodate Community Center / Onozaki House | | 36 Fujiki Denshiro Shoten | |
| 14 Kakunodate Shinmeisha Shrine | | 37 Funaba Ryusuian | |
| 15 Kakunodate East District Community Center | | 38 Fruit Parlor Kakunodate Sakaiya | |
| 16 Kumosawa Kanko Drive-in / Ryokan Kumosawa | | 39 Machiya Hotel Kakunodate | |
| 17 Grandaile Garden | | 40 Minami Pharmacy | |
| 18 Goto Fukushima | | 41 Morokoshian Factory Store | |
| 19 Sakuranamiki Pocket Park | | 42 Yakuodo Akita Kakunodate Store | |
| 20 JA Akita Obako Kakunodate General Branch | | 43 Yakuodo Kakunodate Shimosugazawa Store | |
| 21 Homemade Noodles Ito | | 44 Sweets & Cafe Petits Fraises | |
| 22 Kakunodate General Hospital | | 45 Ryotei Inaho | |
| 23 Shincho-sha Memorial Museum of Literature / Akita Kakunodate Nishinomiya House | | 46 Restaurant / Guesthouse La fuga | |
| | | 47 Watanabe Naruto Mochi Shop | |
| | | 48 Wonder Mall Takayanagi | |

- Legend**
- Train Station
 - Souvenir
 - Supermarket
 - Restaurant
 - Cafe
 - Park
 - Hotel
 - Theater
 - Hot Spring / Bathing Facility
 - Public Facility
 - Shinto Shrine
 - Bukeyashiki (Samurai Residence)
 - Drugstore
 - Pharmacy
 - Hospital
 - Scenic Spot
 - Bus Company

City Map



*There are no signs or other information markers at the pick-up and drop-off locations. *A photo of the area around the pick-up location can be viewed on the "Reservation Details" page after the reservation is confirmed. *For "30. Dakigaeri Valley," the "Dakigaeri Valley No. 2 Parking Lot" will be used as an alternative during periods when significant traffic congestion is anticipated.

STEP 1 Member Registration

Free Registration

! The registration page is in Japanese only. Please use the website's translation function on your smartphone.

You can make a reservation for **Yobunoru Kakunodate** using **"TOHOKU MaaS."**

To use "TOHOKU MaaS," you need to register with **"Tabi-CONNECT"** and obtain a **"JaM id."**

START by registering as a member!

03 Tap "New Registration /Login"

04 Tap "New Registration"

05 Enter your email address and password

06 Enter the verification code sent to your email address

What is JaM id?
In order to use the service, you need to register with "JaM id," a common ID for services provided by JR EAST and its partners in various regions.

*Verification codes are valid for 15 minutes.

07 Tap "I agree and proceed"

08 Tap "I agree to the terms and register"

09 Fill in your profile information and tap "Register"

Registration Complete

Log in again from the "TOHOKU MaaS" homepage to start using the service.

Start by tapping **"Yobunoru"** at the bottom of the screen

What is Tabi-CONNECT?
A travel portal site by JR EAST and its partners that lets you enjoy sightseeing, shopping, activities, dining, and local recommendations

よぶのる角館
YOBUNORU · KAKUNODATE

Reservations made on the "TOHOKU MaaS" website

What is TOHOKU MaaS
Web service that facilitates convenient and comfortable travel in Tohoku with just a single smartphone

STEP 2 How to Make a Reservation

! The reservation page is in Japanese only. Please use the website's translation function on your smartphone.

01 Tap "Yobunoru" at the bottom of the screen

02 Tap "New Reservation"

03 Select the "Pick-Up Location" and "Drop-Off Location"

04 Select the "Pick-Up Date and Time" and "Number of Passengers"

05 Tap "Confirm Reservation" if reservation details are correct

06 Reservation Completed

Please show your reservation number screen to the driver when you get picked up.

Go to P6 for details

Cancellation of Reservations

01 Tap "Yobunoru" at the bottom of the screen

02 Tap the reservation you wish to cancel

03 Tap "Confirm Reservation Details"

04 Tap "Cancel Reservation"

05 Tap "Cancel" to complete cancellation

*Please cancel your reservation via the website prior to the scheduled pick-up time.
*Once the reservation is confirmed, no changes can be made to the reservation. If you wish to change your reservation, please cancel it and make a new reservation.

STEP 3 Boarding & Payment (e-Ticket Purchase Method)

! If you wish to pay in cash or with a transportation IC card, please pay when you get on the "Yobunoru Kakunodate" vehicle.

You can save money by purchasing e-tickets. If you want to visit multiple locations, we recommend the unlimited 1-day ticket!

*Single-ride tickets and unlimited 1-day tickets are not valid for reservations to/from Dakigaeri Valley

*All prices are the same regardless of age

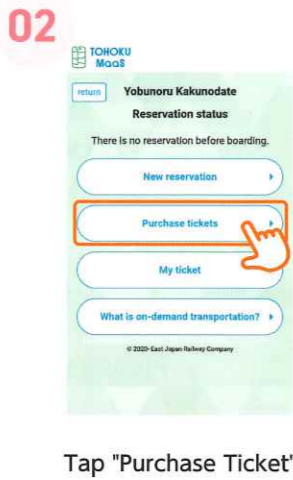
Single-ride Ticket
300 yen

Unlimited 1-day Ticket
800 yen

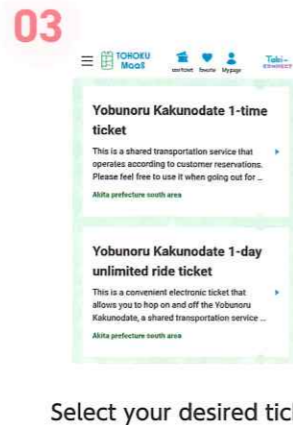
Dakigaeri Valley Single-ride Ticket
1,000 yen



01 Tap "Yobunoru" at the bottom of the screen



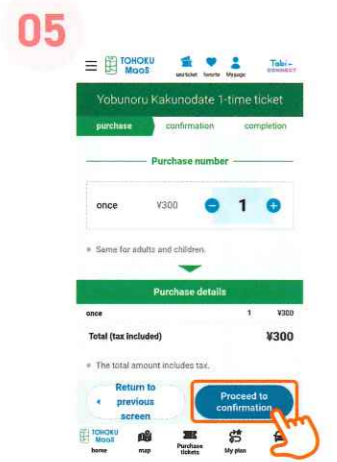
02 Tap "Purchase Ticket"



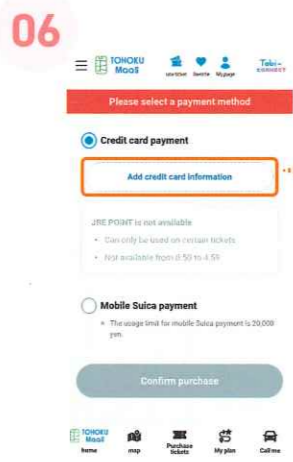
03 Select your desired ticket



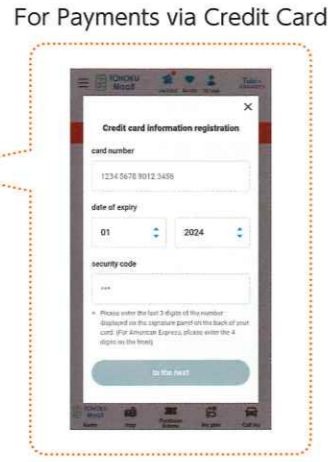
04 Tap "Proceed to Purchase Ticket"



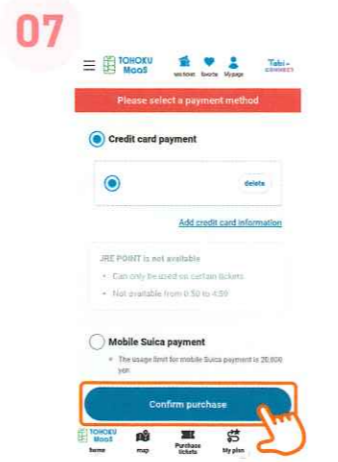
05 Select the number of tickets and tap "Proceed to Confirmation"



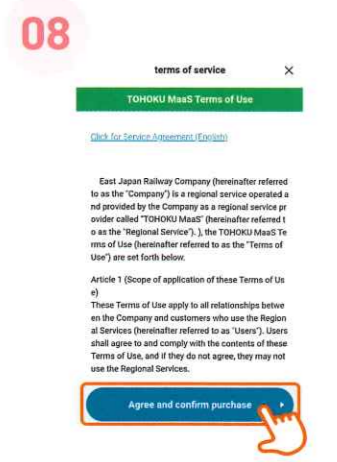
06 Select a payment method



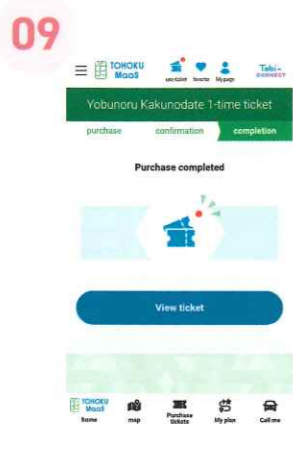
07 Tap "Add Credit Card Information" and enter credit card information



08 Select a payment method and tap "Confirm Purchase"



08 Tap "I agree and confirm purchase"



09 Purchase Complete

Please purchase your e-ticket before getting on the vehicle



STEP 4 Pick-Up

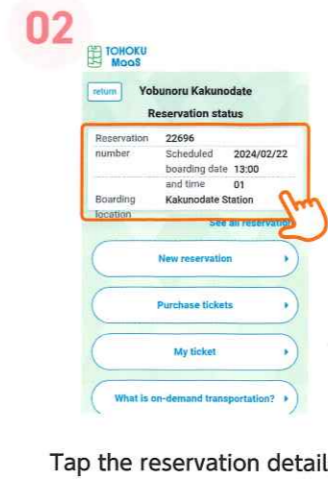
First, show your reservation number to the driver. Then, pay the fare.



1 Show your reservation number



01 Tap "Yobunoru" at the bottom of the screen



02 Tap the reservation details



03 Tap "Confirm Reservation Details"

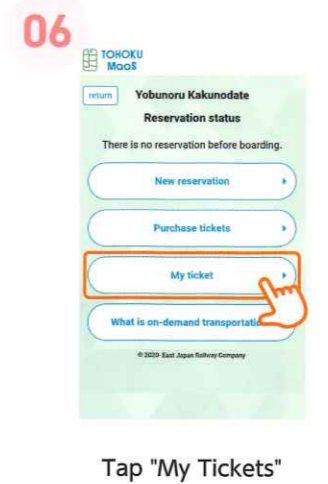


04 Show the screen with the reservation number to the driver

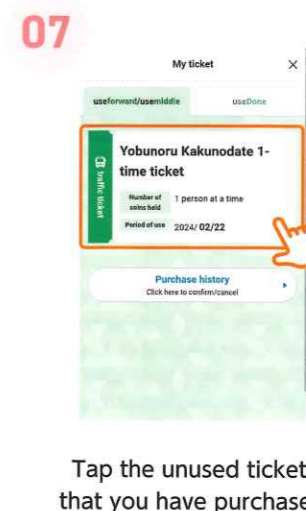
2 Show e-Ticket *Only if you have purchased e-tickets in advance



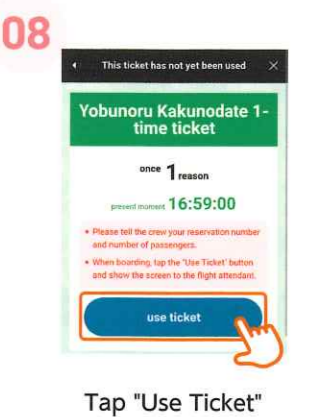
05 Tap "Yobunoru" at the bottom of the screen



06 Tap "My Tickets"



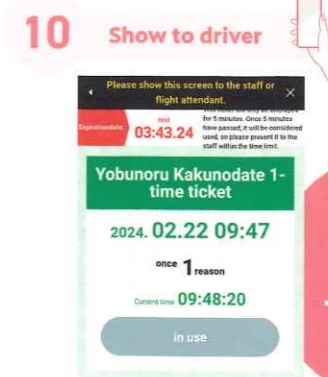
07 Tap the unused ticket that you have purchased



08 Tap "Use Ticket"



09 Tap "OK"



10 Show this screen to the driver

